

如何在Emma by AXA應用程式查閱您的保單號碼及/或保險證號碼？

How to check your policy number and/or certificate number on Emma by AXA app?

請選擇您的保單類別
Choose your policy type

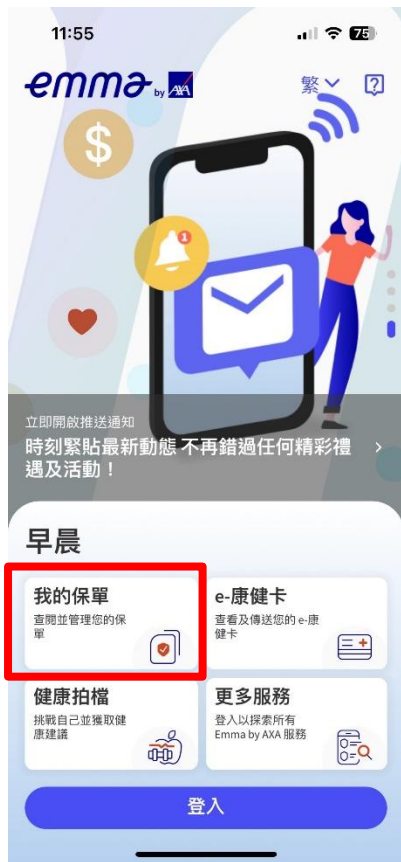
人壽、醫療及危疾、儲蓄及
投資、一般保險保單
Life, Health & Critical Illness
Protection, Savings and
Investment, General Insurance
Policies

僱員福利保單
Employee Benefits Policies

1. 人壽、醫療及危疾、儲蓄及投資、一般保險保單

Life, Health & Critical Illness Protection, Savings and Investment, General Insurance Policies

1. 人壽、醫療及危疾、儲蓄及投資、一般保險保單



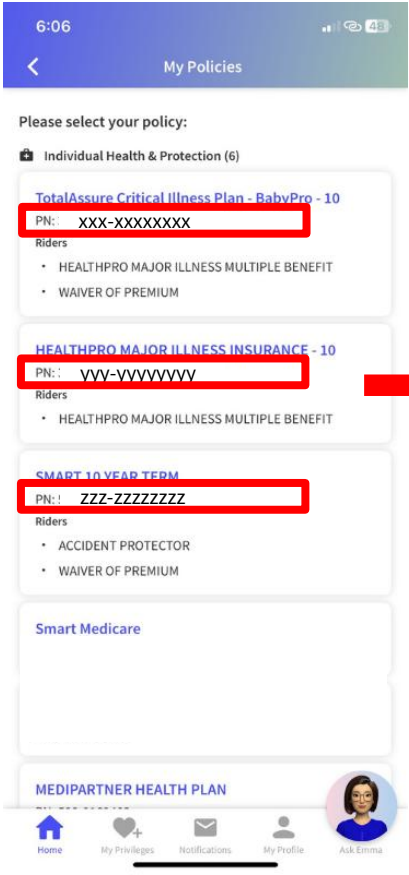
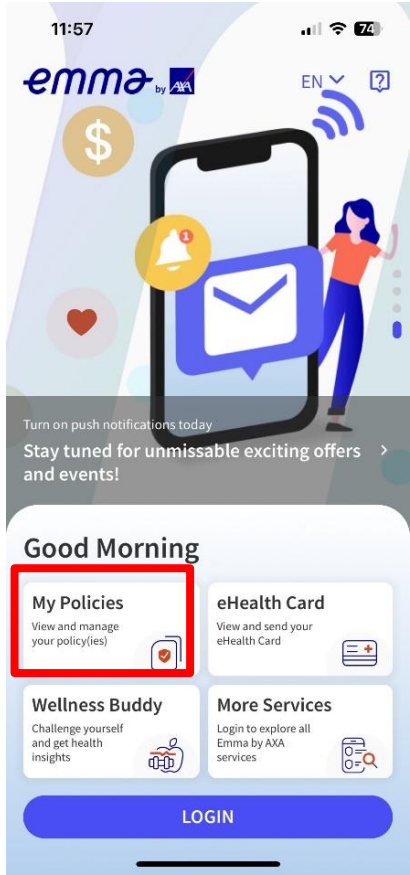
點擊「我的保單」



您可於您的保單詳情中找到您的保單號碼 (PN)。

請輸入8-11個數字及/或字母 (如有) 的完整保單號碼

1. Life, Health & Critical Illness Protection, Savings and Investment, General Insurance Policies



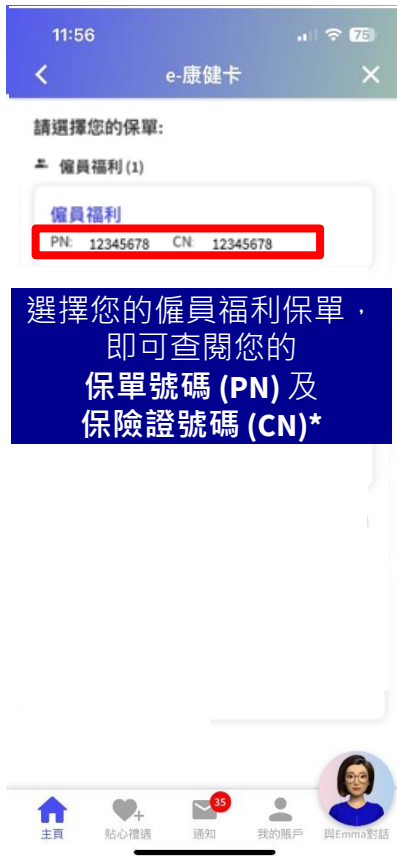
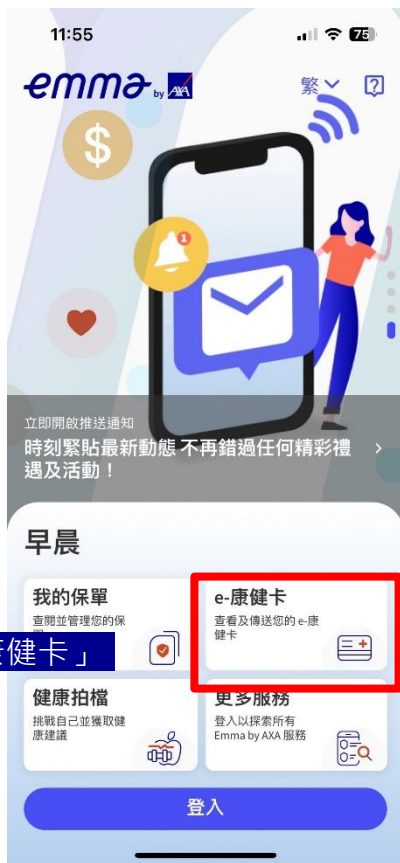
You can find your policy number (PN) under your policy.

Please enter the 8-11 digits and/or characters (if any)

2. 僱員福利保單

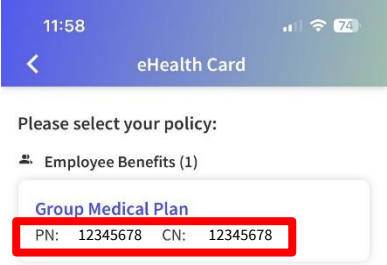
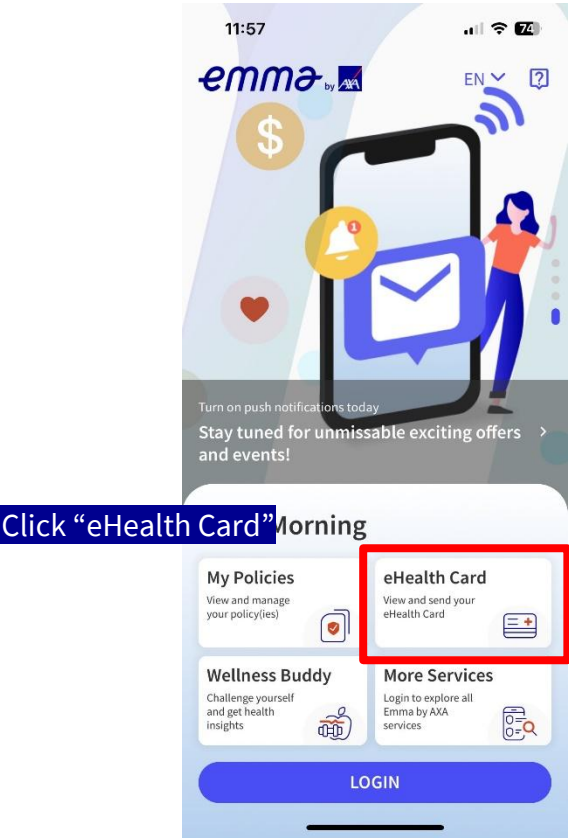
Employee Benefits Policies

2. 僱員福利保單




您亦可直接於e-健康卡上查閱保單號碼(PN)及保險證號碼(CN)*

2. Employee Benefits Policies



Select your Employee Benefits policy, and you will find your policy number (PN) & certificate number (CN)*



Alternatively, you can also find your policy number(PN) & Certificate number(CN)* on your eHealth Card